



18600BSTM

Self-Contained Refrigerated Work Tables With Backsplash

Project _____
 Item _____
 Quantity _____
 CSI Section 11400
 Approved _____
 Date _____

18600BSTM: Self-Contained Refrigerated Work Tables With Backsplash

Models

- 18648BSTM 48" refrigerated work table with 4" backsplash
- 18660BSTM 60" refrigerated work table with 4" backsplash
- 18672BSTM 72" refrigerated work table with 4" backsplash
- 18691BSTM 91" refrigerated work table with 4" backsplash
- 18699BSTM 99" refrigerated work table with 4" backsplash
- 186114BSTM 114" refrigerated work table with 4" backsplash



18648BSTM

Standard Features

- Stainless steel exterior is standard
- Compressor is located on right
- Finished stainless steel ends
- Stainless steel top
- 4" high backsplash
- Environmentally friendly HFC-404A refrigerant
- Standard on casters
- High density foamed in place environmentally friendly, Kyoto Protocol Compliant, Non ODP (Ozone Depletion Potential), Non GWP (Global Warming Potential) polyurethane keeps energy costs low
- Three year parts and labor warranty and an additional two year compressor parts warranty

Options & Accessories

- Laminate facing (full front)
- Laminate end
- Laminate back
- Tray racks
- Cutting board (20" wide x .5" thick)
- Legs, set of four or six
- 18" deep single tier stainless steel overshell
- Refrigerated drawers
- Lock
- Additional shelf (specify door size)
- Remote refrigeration
- 230V/50 cycle electrical system*


* Inclusion of this option will alter the electrical specifications of the unit



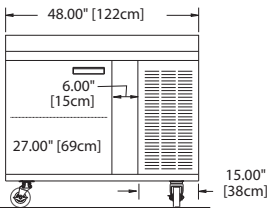
18600BSTM



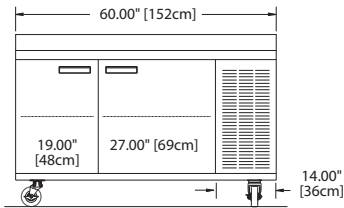
Plan View
18648BSTM



Plan View
18660BSTM



Elevation View
18648BSTM



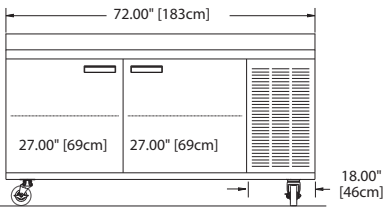
Elevation View
18660BSTM



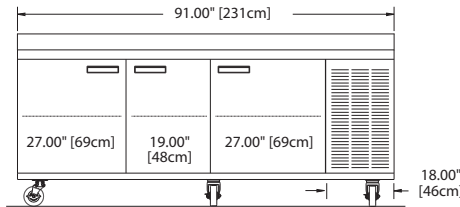
Plan View
18672BSTM



Plan View
18691BSTM



Elevation View
18672BSTM



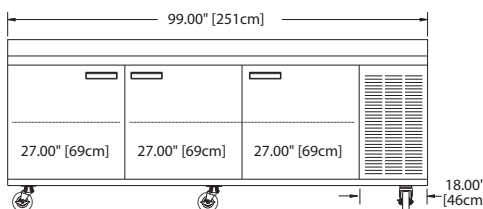
Elevation View
18691BSTM



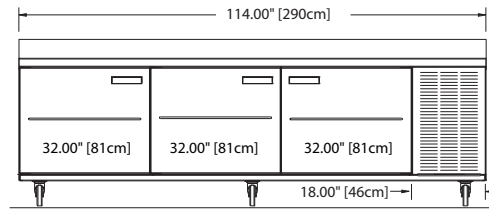
Plan View
18699BSTM



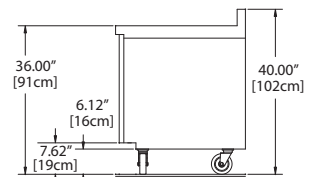
Plan View
186114BSTM



Elevation View
18699BSTM



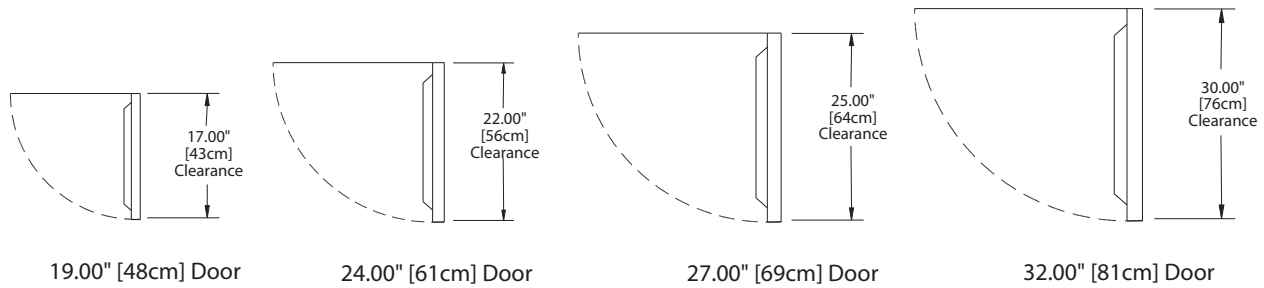
Elevation View
186114BSTM



End View
BSTM Models

NOTE: Unobstructed airflow must be maintained to insure unit performance and maintain warranty

Door Swing



18600BSTM

Specifications

Model	Number of Doors	Shelf Area	Volume	BTU Load	BTU Capacity	H.P.	V/Hz/Ph	Amps	Nema Plug	Ship Weight LBS/KG	Energy KWH/Day
18648BSTM	(1) 27"	3.95ft ²	10.23ft ³	475	1462	1/5	115/60/1	8.0	5-15P	390/177	1.83
18660BSTM	(1) 19" & (1) 27"	6.51ft ²	15.12ft ³	686	1462	1/5	115/60/1	8.0	5-15P	435/197	1.94
18672BSTM	(2) 27"	7.90ft ²	18.10ft ³	856	2263	1/4	115/60/1	10.0	5-15P	495/225	2.09
18691BSTM	(2) 27" & (1) 19"	10.29ft ²	24.48ft ³	1169	2263	1/4	115/60/1	10.0	5-15P	535/243	2.92
18699BSTM	(3) 27"	11.85ft ²	27.46ft ³	1220	2263	1/4	115/60/1	10.0	5-15P	594/269	2.98
186114BSTM	(3) 32"	14.46ft ²	37.24ft ³	1373	2813	1/3	115/60/1	12.0	5-15P	685/310	3.36

Delfield reserves the right to make changes to the design or specifications without prior notice.



18600BSTM

Self-Contained Refrigerated Work Tables With Backsplash

Specifications

Exterior top is constructed of heavy duty stainless steel, with integral 2.12" (5cm) high square nosing at the front. Top is insulated with high-density insulation. Exterior back and bottom are galvanized steel. Exterior ends are finished with stainless steel.

Interior base has stainless steel back and bottom. Interior ends and door frames are thermoformed ABS plastic. Base is insulated with high-density foamed-in-place environmentally friendly, Kyoto Protocol Compliant, Non ODP (Ozone Depletion Potential), Non GWP (Global Warming Potential) polyurethane. Each interior door section has (1) removable epoxy-coated wire shelf.

Door(s) have stainless steel exterior front, with a thermoformed ABS plastic interior liner. Black recessed handle(s) and a snap-in magnetic gasket which is readily replaceable.

Base has a machine compartment, standard on right, with a condensing unit with condensate evaporator and an electrical junction box installed. Machine compartment has a removable louver for access to condensing unit. Blower coil(s) with expansion valve are located behind the door mullions.

Refrigeration system uses HFC-404A refrigerant, and will maintain 36°F (2°C) to 40°F (4°C) interior cabinet temperature.

Electrical connections are 115 volts, 60 Hertz, single phase. Unit has a 8' (2.4m) long cord and plug.

Casters: Unit is mounted on 5" (13cm) diameter casters; overall height of casters is 6.13" (16cm).

