



# FlexiWell - ShelleySteel

Mobile hot, cold & freeze combination  
serving counters

FlexiWell - ShelleySteel

## Models

- SFW-1-NU 1 Well hot, cold & freeze combo
- SFW-2-NU 2 Well hot, cold & freeze combo
- SFW-3-NU 3 Well hot, cold & freeze combo
- SFW-4-NU 4 Well hot, cold & freeze combo
- SFW-5-NU 5 Well hot, cold & freeze combo
- SFW-6-NU 6 Well hot, cold & freeze combo



SFW-3-NU

## Standard Features

- NSF-4 and NSF-7 certified for hot and cold operation
- Wells operate independently for hot/cold/freeze operations in any combination
- Flush mount pans standard
- Dry operation only - No water required
- Control panel(s) with 3-way hot/cold/off switch and thermostatic temperature controls for hot, cold and freeze operations
- Stainless steel top and exterior body
- 14-gauge galvanized bottom
- High density environmentally friendly Kyoto Protocol compliant, Non-ODP (Ozone Depletion Potential), Non-GWP (Global Warming Potential) polyurethane foam throughout
- Environmentally friendly R290 GreenGenius refrigerant
- Cord and plug supplied standard
- Two years part and labor, seven year compressor warranty
- Control panel(s) with 3-way hot/cold/off switch, thermostatic temperature controls for hot, cold and freeze operations with control guard(s)

## Options & Accessories

- Counter heights available from 34" to 36"
- Tray slides and work shelves
- Food shields
- Stainless steel overshell
- Laminated exterior
- Décor packages
- Cord hook (single or double)

## Specifications

**Top:** Exterior top is constructed of 14-gauge stainless steel, welded, ground and polished into one integral unit. Top is fabricated with square exterior corners.

**Interior:** Interior liner is constructed of aluminum with flush mount flange for heating or cooling to accommodate up to 6" (15cm) deep 12"x20" pans, supplied by others. Dry operation only, no water required.

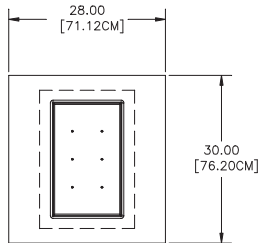
**Exterior:** Exterior body is constructed of 18-gauge stainless steel side panels and 14-gauge galvanized bottom. All exterior sides are reinforced with overlapping corners and are welded in place. All body cutouts are reinforced with 14-gauge galvanized channel supports.

**Refrigeration:** Environmentally friendly R290 refrigerant is utilized. Temperature controlled by thermostat located in control panel.

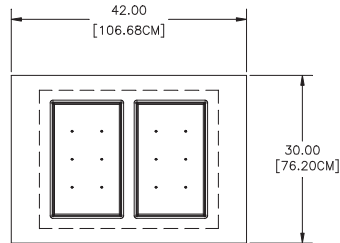
**Operation:** Remote control panel contains 3-way Hot/Cold/Off power switch and thermostat for heated, cold and freeze operation.

**Casters:** unit is mounted on 5" (13cm) diameter swivel casters with non-marking polyurethane casters and plate brakes. Overall height of caster assembly is 6" (15cm)

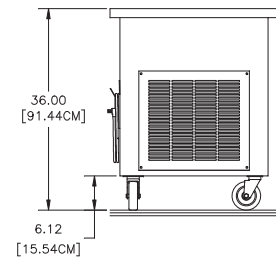
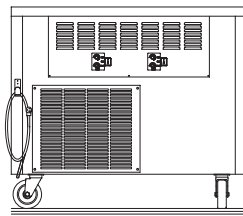
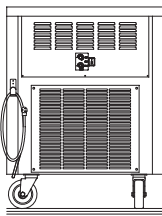




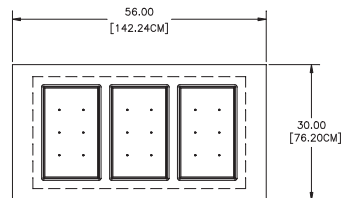
SFW-1-NU



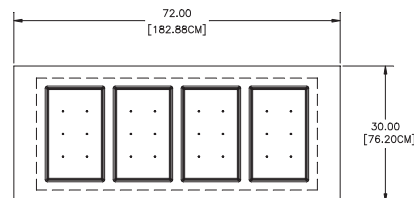
SFW-2-NU



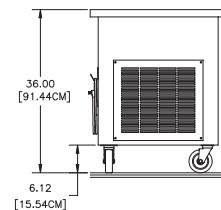
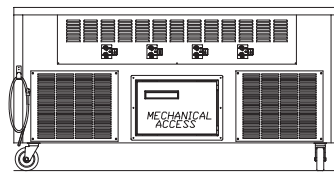
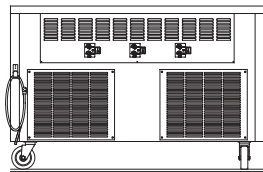
TYP END VIEW



SFW-3-NU



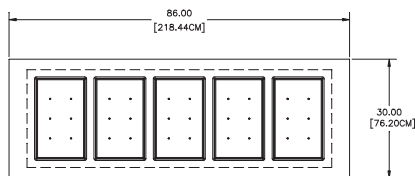
SFW-4-NU



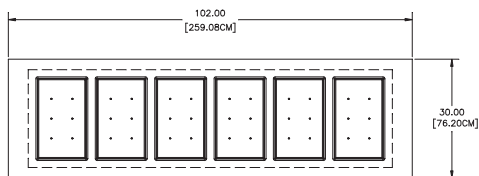
TYP END VIEW

\*shown with optional cord hook

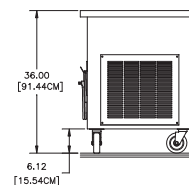
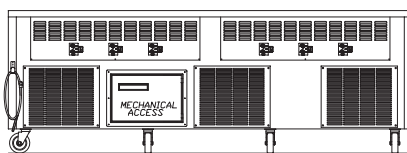
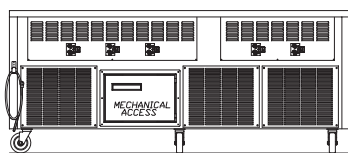
Welbilt reserves the right to make changes to the design or specifications without prior notice.



SFW-5-NU



SFW-6-NU



TYP END VIEW

\*shown with optional cord hook

Specifications							
Model	12" x 20" Pan Capacity	Hot Electrical	Cold Electrical	Nema Plug	BTU Load	System Capacity	Ship Weight
SFW-1-NU	1	500 W, 208Y-240 V, 2.0 A	120 V, 1/5HP, 2.3A	14-20P	331	870	300
SFW-2-NU	2	(2) 500 W, 208Y-240 V, 4.0 A	(2) 120 V, 1/5HP, 4.6A	14-20P	662	1740	380
SFW-3-NU	3	(3) 500 W, 208Y-240 V, 6.0 A	(3) 120 V, 1/5HP, 4.6A	14-20P	993	2610	460
SFW-4-NU	4	(4) 500 W, 208Y-240 V, 8.0 A	(4) 120 V, 1/5HP, 4.6A	14-20P	1324	3480	550
SFW-5-NU	5	(5) 500 W, 208Y-240 V, 10.0 A	(5) 120 V, 1/5HP, 6.9A	14-20P	1655	4350	660
SFW-6-NU	6	(6) 500 W, 208Y-240 V, 12.0 A	(6) 120 V, 1/5HP, 6.9A	14-20P	1986	5220	720

Welbilt reserves the right to make changes to the design or specifications without prior notice.

Page left intentionally blank

Welbilt reserves the right to make changes to the design or specifications without prior notice.